



Introductory sub-table (I)(a)


Name of the Company: Global Land Masters Corporation Limited

Scrip Code, Name of the scrip, class of security: 531479, GLOBAL, Equity Shares

Quarter ended: September, 2013

Partly paid-up shares:-	No. of partly paid-up shares	As a % of total no. of partly paid-up shares	As a % of total no. of shares of the company
Held by promoter/promoter group	0	0.00	0.00
Held by public	0	0.00	0.00
Total - D	0	0.00	0.00
Outstanding convertible securities:-	No. of outstanding securities	As a % of total no. of outstanding convertible securities	As a % of total no. of shares of the company, assuming full conversion of the convertible securities
Held by promoter/promoter group	0	0.00	0.00
Held by public	0	0.00	0.00
Total - E	0	0.00	0.00
Warrants:-	No. of warrants	As a % of total no. of warrants	As a % of total no. of shares of the company, assuming full conversion of warrants
Held by promoter/promoter group	0	0.00	0.00
Held by public	0	0.00	0.00
Total - F	0	0.00	0.00
Total paid-up capital of the company, assuming full conversion of warrants and convertible securities (Grand Total (A+B+C)+ D+E+F)	5073200		

For Global Land Masters Corporation Limited
for Global Land Masters Corporation Limited


Director
Abhimanyu Deswal
Director

Date: 10.10.2013

Place: Baddi (H.P)

Statement Showing Shareholding Pattern

Table (I)(a)

Category code	Category of Shareholder	Number of Shareholders	Total number of shares	Number of shares held in dematerialized form	Total shareholding as a percentage of total number of shares		Shares Pledged or otherwise encumbered	
					As a percentage of (A+B) ¹	As a percentage of (A+B+C)	Number of shares	As a percentage
(A)	Shareholding of Promoter and Promoter Group²							
1	Indian							
(a)	Individuals/ Hindu Undivided Family	2	1,537,850	1,537,850	30.31	30.31	0	0.00
(b)	Central Government/ State Government(s)	0	0	0	0.00	0.00	0	0.00
(c)	Bodies Corporate	0	0	0	0.00	0.00	0	0.00
(d)	Financial Institutions/ Banks	0	0	0	0.00	0.00	0	0.00
(e)	Any Others(Specify)	0	0	0	0.00	0.00	0	0.00
	Sub Total(A)(1)	2	1,537,850	1,537,850	30.31	30.31	0	0.00
2	Foreign							
a	Individuals (Non-Residents Individuals/ Foreign Individuals)	0	0	0	0.00	0.00	0	0.00
b	Bodies Corporate	0	0	0	0.00	0.00	0	0.00
c	Institutions	0	0	0	0.00	0.00	0	0.00
d	Qualified Foreign Investor	0	0	0	0.00	0.00	0	0.00
e	Any Others(Specify)	0	0	0	0.00	0.00	0	0.00
	Sub Total(A)(2)	0	0	0	0.00	0.00	0	0.00
	Total Shareholding of Promoter and Promoter Group (A)= (A)(1)+(A)(2)	2	1,537,850	1,537,850	30.31	30.31	0	0.00
(B)	Public shareholding							
1	Institutions							
(a)	Mutual Funds/ UTI	0	0	0	0.00	0.00	0	0.00
(b)	Financial Institutions/ Banks	0	0	0	0.00	0.00	0	0.00
(c)	Central Government/ State Government(s)	0	0	0	0.00	0.00	0	0.00
(d)	Venture Capital Funds	0	0	0	0.00	0.00	0	0.00
(e)	Insurance Companies	0	0	0	0.00	0.00	0	0.00
(f)	Foreign Institutional Investors	0	0	0	0.00	0.00	0	0.00
(g)	Foreign Venture Capital Investors	0	0	0	0.00	0.00	0	0.00
(h)	Qualified Foreign Investor	0	0	0	0.00	0.00	0	0.00
(i)	Any Other (Specify)	0	0	0	0.00	0.00	0	0.00
	Sub-Total (B)(1)	0	0	0	0.00	0.00	0	0.00
B 2	Non-institutions							
(a)	Bodies Corporate	30	660,893	606,793	13.03	13.03	0	0.00
(b)	Individuals							
i	Individual shareholders holding nominal share capital up to Rs 1 lakh	2,756	1,806,507	139,207	35.61	35.61	0	0.00
ii	Individual shareholders holding nominal share capital in excess of Rs. 1 lakh.	18	654,578	431,378	12.90	12.90	0	0.00
(c)	Qualified Foreign Investor	0	0	0	0.00	0.00	0	0.00
(d)	Any Other							
i	NRI	18	391,500	0	7.72	7.72	0	0.00
ii	Hindu Undivided Family	6	21,872	11,072	0.43	0.43	0	0.00
iii	Clearing Members	0	0	0	0.00	0.00	0	0.00
	Sub-Total (B)(2)	2,828	3,535,350	1,188,450	69.69	69.69	0	0.00
(B)	Total Public Shareholding (B)= (B)(1)+(B)(2)	2828	3,535,350	1,188,450	69.69	69.69	0	0.00
	TOTAL (A)+(B)	2830	5,073,200	2,726,300	100.00	100.00	0	0.00
(C)	Shares held by Custodians and against which Depository Receipts have been issued	0	0	0	0.00	0.00	0	0.00
	GRAND TOTAL (A)+(B)+(C)	2830	5,073,200	2,726,300	100.00	100.00	0	0.00

Sr.No Notes

- 1 For determining public shareholding for the purpose of Clause 40A
- 2 For definitions of Promoter and Promoter Group, refer to Clause 40A.

for Global Land Masters Corporation Limited


Director

(b) Statement showing holding of securities (including shares, warrants, convertible securities) of persons belonging to the category "Promoter and Promoter Group"

Sr. No.	Name of the shareholder	Details of Shares held		Encumbered shares (*)			Details of warrants		Details of convertible securities		Total shares (including underlying shares assuming full conversion of warrants and convertible securities) as a % of diluted share capital
		Number of shares held	As a % of grand total (A)+(B)+(C)	No.	As a percentage	As a % of grand total (A)+(B)+(C) of sub-clause (I)(a)	Number of warrants held	As a % total number of warrants of the same class	Number of convertible securities held	As a % total number of convertible securities of the same class	
(i)	(ii)	(iii)	(iv)	(v)	(vi)=(v)/(iii)*100	(vii)	(viii)	(ix)	(x)	(xi)	(xii)
1	Rajiv Kashyap	667065	13.15	0	0.00	0.00	0.00	0.00	0.00	0.00	13.15
2	Surender Singh Deswal	870785	17.16	0	0.00	0.00	0.00	0.00	0.00	0.00	17.16
TOTAL		1537850	30.31	0	0.00	0.00	0	0.00	0	0.00	30.31

(*) The term "encumbrance" has the same meaning as assigned to it in regulation 28(3) of the SAST Regulations, 2011

for Global Land Masters Corporation Limited



Director

(I)(c)(i) Statement showing holding of securities (including shares, warrants, convertible securities) of persons belonging to the category "Public" and holding more than 1% of the total number of shares

Sr. No.	Name of the shareholder	Number of shares held	Shares as a percentage of total number of shares (i.e., Grand Total (A)+(B)+(C) indicated in Statement at para (I)(a) above)	Details of warrants		Details of convertible securities		Total shares (Including underlying shares assuming full conversion of warrants and convertible securities) as a % of diluted share capital
				Number of warrants held	As a % total number of warrants of the same class	Number of convertible securities held	% w.r.t total number of convertible securities of the same class	
1	CPR Capitals Private Limited	449,725	8.86	0	0.00	0	0.00	8.86
2	Virender Gandhi	205,990	4.06	0	0.00	0	0.00	4.06
3	Elmel Sidhu	119,600	2.36	0	0.00	0	0.00	2.36
4	Arun Luthra	89,000	1.75	0	0.00	0	0.00	1.75
5	Hitesh Chandak	68,800	1.36	0	0.00	0	0.00	1.36
TOTAL		933,115	18.39	0	0.00	0	0.00	18.39

for Global Land Masters Corporation Limited



Director

(I)(d) Statement showing details of locked-in shares

Sr. No.	Name of the shareholder	Number of locked-in shares	Locked-in shares as a percentage of total number of shares (i.e., Grand Total (A)+(B)+(C) indicated in Statement at para (I)(a) above)
	Nil	0	0.00
	TOTAL	0	0.00


(II)(a) Statement showing details of Depository Receipts (DRs)

Sr. No.	Type of outstanding DR (ADRs, GDRs, SDRs, etc.)	Number of outstanding DRs	Number of shares underlying outstanding DRs	Shares underlying outstanding DRs as a percentage of total number of shares (i.e., Grand Total (A)+(B)+(C) indicated in Statement at para (I)(a) above)
	Nil	0	0	0.00
	TOTAL	0	0	0.00

(II)(b) Statement showing Holding of Depository Receipts (DRs), where underlying shares held by "promoter/promoter group" are in excess of 1% of the total number of shares.

Sr. No.	Name of the DR Holder	Type of outstanding DR (ADRs, GDRs, SDRs, etc.)	Number of shares underlying outstanding DRs	Shares underlying outstanding DRs as a percentage of total number of shares (i.e., Grand Total (A)+(B)+(C) indicated in Statement at para (I)(a) above)
	Nil	0	0	0.00
	TOTAL	0	0	0.00

for Global Land Masters Corporation Limited



Director